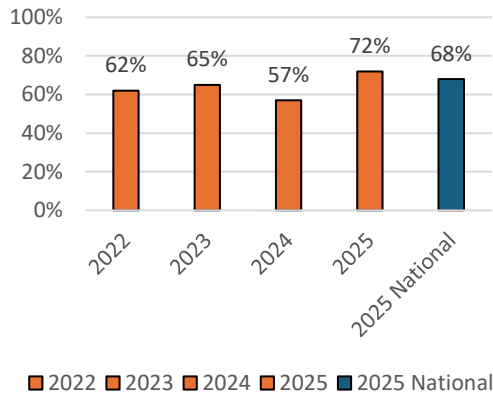
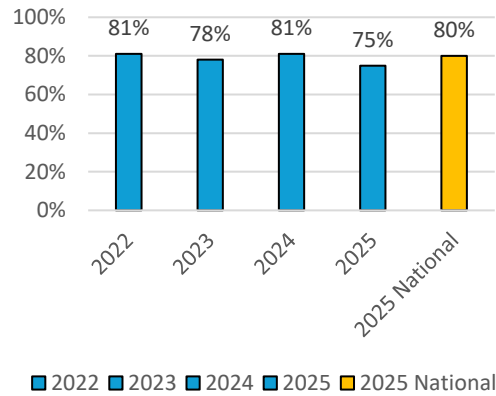


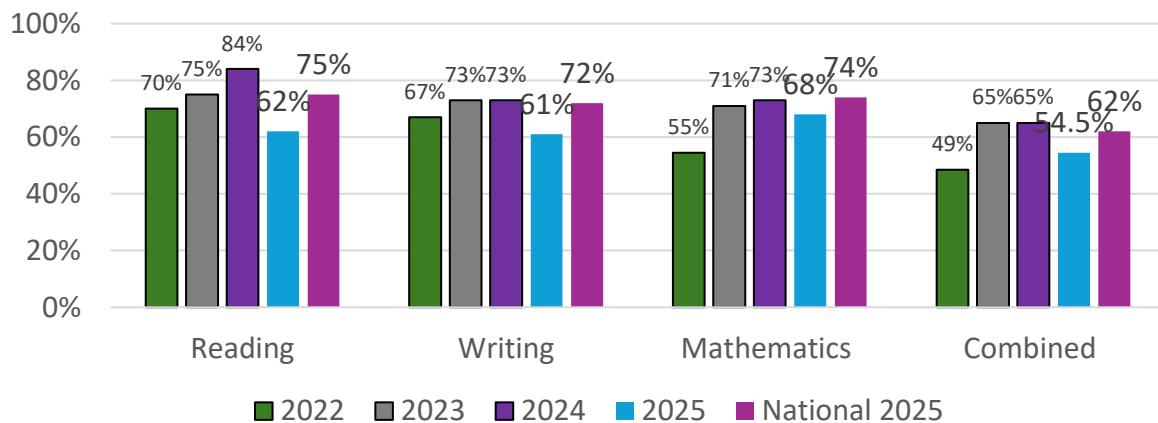
**EYFS - GLD  
Cohort - 25**



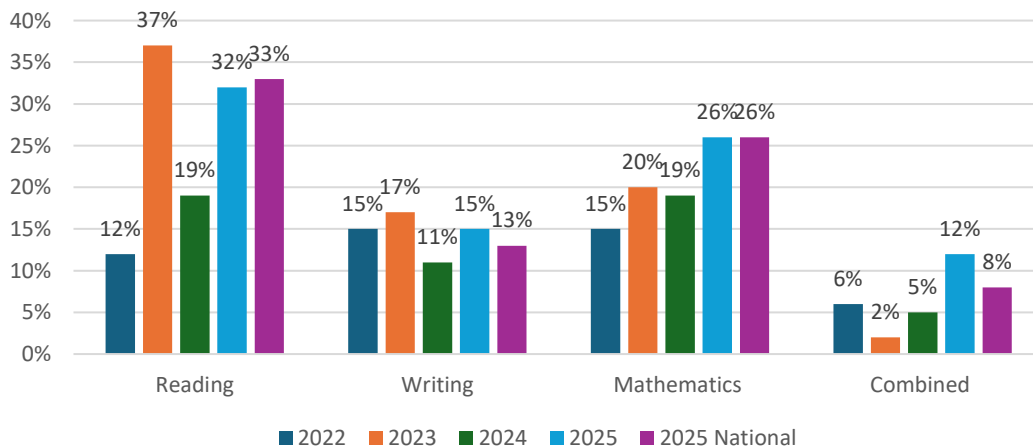
**KS1 - Phonics  
Cohort - 26**



**KS2- SATs  
Cohort - 34  
% of Children Working At or Above**



**KS2- SATs  
% of Children Working At Greater Depth  
Cohort - 34**



<b><u>Year 4 MTC—27 pupils</u></b>	<b><u>TPS 2025</u></b>	<b><u>National 2025</u></b>
% scoring 25 out of 25	41%	37%
Average tables score (out of 25)	22.4	21.0

<b><u>Other Year 6 assessments</u></b>	<b><u>TPS 2025</u></b>	<b><u>National 2025</u></b>
Vocabulary, Grammar, Punctuation and Spelling	56%	75%
Vocabulary, Grammar, Punctuation and Spelling	21%	30%
Science	67%	82%